



Club project Spotlights:
Students worked on beautiful jelly candles.



Student Voices :

- 1.I learned about the materials used for making jelly candles.
- 2.I learned how to prepare and pour jelly wax safely.
- 3.I followed safety rules while making jelly candles.
- 4.I used my creativity to decorate and design jelly candles.

PROJECT REPORT AND SKILLS DEVELOPMENT

CANDLE MAKING

SIMERPREET KAUR- 9/05/2026



- Project Goals:**
- To build creativity through candle making.
 - To promote eco-friendly handmade crafts.
 - To encourage teamwork and responsibility.
 - To make decorative candles for events.

- Process/ Steps:**
- set wick.
 - Add colour & pour jelly.
 - Cool, set & decorate.

- Skills Learned :**
- Creativity and design skills.
 - Patience and focus
 - Teamwork and cooperation
 - Handling materials safely

Challenges and solutions :

- Lack of time, limited resources and teamwork issues.
- Plan ahead, use available materials wisely, and encourage cooperation.



Meet the Team :




Sukhleen kaur
6C



Amardeep kaur
7B



Taranveer Singh
7E



Prabhgun Singh
6B



Hargun kaur
9B